



RULES OF BEACH TENNIS

2016

CONTENTS

Where amendments have been made to these rules the text is underlined.

	Foreword	3
Rule 1	The Court	4
Rule 2	Playing Surface	4
Rule 3	Permanent Fixtures	4
Rule 4	The Ball	4
Rule 5	The Racket	5
Rule 6	Score in a Match	5
Rule 7	Score in a Set	5
Rule 8	Score in a Game	5
Rule 9	Server & Receiver	6
Rule 10	Choice of Ends & Service	7
Rule 11	Change of Ends	7
Rule 12	Ball in Play	7
Rule 13	Ball Touches a Line	7
Rule 14	Ball Touches a Permanent Fixture <u>or Net Post</u>	7
Rule 15	Order of Service	7
Rule 16	Order of Receiving in Doubles	8
Rule 17	The Service	8
Rule 18	Serving	8
Rule 19	Foot Fault	8
Rule 20	Service Fault	8
Rule 21	When to Serve & Receive	9
Rule 22	The Let During a Service	9
Rule 23	The Let	9
Rule 24	Player/Team Loses Point	9
Rule 25	A Good Return	10
Rule 26	Hindrance	10
Rule 27	Correcting Errors	11
Rule 28	Role of Court Officials	11
Rule 29	Continuous Play	11
Rule 30	Coaching	12
Rule 31	Player Analysis Technology	13
Appendix I	The Racket	14
Appendix II	The Ball	15
Appendix III	Player Analysis Technology	16
Appendix IV	Advertising	17
Appendix V	Alternative Procedures and Scoring Methods	18
Appendix VI	Role of Officials	19
<u>Appendix VII</u>	<u>Junior Beach Tennis</u>	21
Appendix VIII	Plan of a Court	22
Appendix IX	Suggestions on How to Mark out a Court	23
Appendix X	Procedures For Review And Hearings On The Rules Of Beach Tennis	26

References to the International Tennis Federation or ITF shall hereafter mean ITF Limited.

FOREWORD

The International Tennis Federation (ITF) is the governing body for tennis, including beach tennis, and its duties and responsibilities include determination of the Rules of Beach Tennis.

To assist the ITF in carrying out this responsibility, the ITF has appointed a Beach Tennis Commission which continually monitors the game and its rules, and when considered necessary makes recommendations for changes to the Rules of Tennis Committee who in turn make recommendations to the Board of Directors of the ITF which is the ultimate authority for making any changes to the Rules of Beach Tennis.

Appendix V lists all known and approved alternative procedures and scoring methods. In addition, on its own behalf or on application by interested parties, certain variations to the rules may be approved by the ITF for trial purposes only at a limited number of tournaments or events and/or for a limited time period. Such variations are not included in the published rules and require a report to the ITF on the conclusion of the approved trial.

Note: Except where otherwise stated, every reference in these ITF Rules of Beach Tennis to the masculine includes the feminine gender.

1. THE COURT

The court shall be a rectangle, 16.0 m long and for doubles matches, 8.0 m wide. For singles matches, the court shall be 4.5 m wide.

The court shall be divided across the middle by a net suspended by a cord or metal cable which shall pass over or be attached to two net posts each at the minimum height of 1.7 m. The net shall be fully extended so that it completely fills the space between the two net posts and it must be of sufficiently small mesh to ensure that a ball cannot pass through it. The height of the net shall be 1.7 m at all parts of the net. A band shall cover the cord or metal cable and the top of the net.

- The maximum diameter of the cord or metal cable shall be 0.8 cm.
- The band shall be between 5.0cm and 6.35 cm deep on each side.

The lines of the court shall be between 2.5cm and 5.0cm wide, except that the baselines may be up to 10.0 cm wide.

The lines at the ends of the court are called baselines and the lines at the sides of the court are called sidelines

All court measurements shall be made to the outside of the lines and all lines of the court shall be of the same colour clearly contrasting with the colour of the surface. All lines should be clearly visible before the start of each point.

Court measurements may alter during a point due to natural movement of the lines in the sand but all lines should be returned to their original position before the start of each point.

In addition to the court described above, the court measurements can be amended for junior beach tennis in accordance with Appendix VII.

2. PLAYING SURFACE

The terrain must be composed of levelled sand, as flat and uniform as possible, free of rocks, shells and any other irregular objects. The playing surface must not present any danger of injury to the players.

Note: Guidelines for minimum sand depth can be found in Appendix IX.

3. PERMANENT FIXTURES

The permanent fixtures of the court include the backstops and sidestops, the spectators, the stands and seats for spectators, all other fixtures around and above the court and the chair umpire and line umpires when in their recognized positions.

4. BALLS

Stage 2 (i.e. low compression “orange”) balls, as outlined in the ITF Approved Tennis Balls & Classified Court Surfaces Booklet, are approved for play.

Balls, which are approved for play under the Rules of Beach Tennis, must comply with the specifications in Appendix II.

The event organisers must announce in advance of the event:

- a. The number of balls for play (2, 3, 4 or 6).
- b. The ball change policy, if any.

Ball changes, if any, can be made either:

- i. After an agreed odd number of games, in which case, the first ball change in the match shall take place two games earlier than for the rest of the match, to make allowance for the warm-up. A tie-break game counts as one game for the ball change. A ball change shall not take place at the beginning of a tie-break game. In this case, the ball change shall be delayed until the beginning of the second game of the next set; or
 - ii. At the beginning of a set

If a ball gets broken during play, the point shall be replayed.

Note: Any ball to be used in a tournament which is played under the Rules of Beach Tennis must be named on the official ITF list of approved Stage 2 balls issued by the International Tennis Federation.

5. THE RACKET

Rackets, which are approved for play under the Rules of Beach Tennis, must comply with the specifications in Appendix I.

The International Tennis Federation shall rule on the question of whether any racket or prototype complies with Appendix I or is otherwise approved or not approved, for play. Such ruling may be undertaken on its own initiative or upon application by any party with a bona fide interest therein, including any players, equipment manufacturer or National Association or members thereof. Such rulings and applications shall be made in accordance with the applicable Review and Hearing Procedures of the International Tennis Federation (see Appendix "IX")

Case 1:

Is a player allowed to use more than one racket at any time during play?

Decision: No.

Case 2: Is a player allowed to alter the playing characteristics of a racket?

Decision: Yes, except where specifically prohibited by event organisers or where the alteration results in the racket failing to comply with Appendix I.

Case 3: Is a player allowed to use a stringed racket?

Decision: No.

6. SCORE IN A MATCH

A match is played to the best of 3 sets (a player/team needs to win 2 sets to win the match). The chosen format must be announced in advance of the event.

7. SCORE IN A SET

The scoring in a set shall be done using the "Tie-break Set" method.

The first player/team to win six games wins that "Set", provided there is a margin of two games over the opponent(s). If the score reaches six games all, a tie-break game shall be played.

Additional approved alternative scoring methods can be found in Appendix V of the Rules of Beach Tennis.

8. SCORE IN A GAME

In the absence of a chair umpire, the game score must be called by the server before the start of each point.

a) Standard game (No-Ad)

A standard game is scored as follows with the server's score being called first:

No point	-	“Love”
First point	-	“15”
Second point	-	“30”
Third point	-	“40”
Fourth point	-	“Game”

Except that if each team has won three points each, the score is “Deuce” and a deciding point shall be played. The team who wins the deciding point wins the “Game”.

b) Tie-break Game

During a tie-break game, points are scored “Zero”, “1”, “2”, “3”, etc. The first player/team to win seven points wins the “Game” and “Set”, provided there is a margin of two points over the opponent(s). If necessary, the tie-break game shall continue until this margin is achieved.

The player whose turn it is to serve shall serve the first point of the tie-break game. The following two points shall be served by the other player or the player in the opposing doubles team due to serve next. After this, each player/team shall serve alternately for two consecutive points until the end of the tie-break game (in doubles, the rotation of service within each team shall continue in the same order as during that set).

The player/team whose turn it was to serve first in the tie-break game shall be the receiver in the first game of the following set.

Additional approved alternative scoring methods, as outlined in Appendix V of the Rules of Beach Tennis, may be used provided that the one to be used is announced in advance of the event.

9. SERVER & RECEIVER

The player/team shall stand on opposite sides of the net. The server is the player who puts the ball into play for the first point. The player/team that are ready to return the ball served by the server shall be the receiver(s).

Before the start of each point the receivers(s) shall first take their positions, followed thereafter by the server who will then serve. The receiver(s) may not significantly alter their positions relative to each other and the server once the server has chosen his position until the ball is in play.

Case 1: Are the members of the receiving doubles team allowed to stand outside the lines of the court?

Decision: Yes. The members of the receiving doubles team may take any position inside or outside the lines on the receiving side of the net.

Case 2: Can the partner of the player serving stand in a position which hinders the view of the members of the doubles team returning the serve?

Decision: Yes. The partner of the player serving may take any position inside or outside the lines on the serving side of the net.

Case 3: Will a player lose the point if he/she crosses the imaginary line in the extension of the net, prior to or after hitting the ball?

Decision: No. A player will only lose the point if he/she touches the opposing team’s playing area while the ball is in play.

Case 4: Is one member of a doubles team allowed to play alone against the opponents?

Decision: No.

Case 5: Can a receiver move across in front of his/her partner and return the serve?

Decision: Yes. Once the ball is in play (the server has hit the ball) the receivers can move in any direction and either player can return the serve.

Case 6: Can a receiver run forward to block a serve?

Decision: Yes. Provided that a) the player's movement is not considered to be distracting to the opposition (Hindrance) and b) the ball has crossed the net before the receiver hits it.

10. CHOICE OF ENDS & SERVICE

The choice of ends and the choice to be server or receiver in the first game shall be decided by toss before the warm-up starts. The player/team winning the toss may choose:

- a. To be server or receiver in the first game of the match, in which case the opponent(s) shall choose the end of the court for the first game of the match; or
- b. The end of the court for the first game of the match, in which case opponent(s) shall choose to be server or receiver for the first game of the match; or
- c. To require the opponent(s) to make one of the above choices.

Case 1: Do the player/teams have the right to new choices if the warm-up is stopped and the players leave the court?

Decision: Yes. The result of the original toss stands, but new choices may be made by the players/teams.

11. CHANGE OF ENDS

The player/team shall change ends at the end of the first, third and every subsequent odd game of each set. The player/team shall also change ends at the end of each set unless the total number of games in that set is even, in which case the player/team change ends at the end of the first game of the next set.

During a tie-break game, a player/team shall change ends after the first point and thereafter every four points.

12. BALL IN PLAY

Unless a fault or a let is called, the ball is in play from the moment the server hits the ball, and remains in play until the point is decided.

13. BALL TOUCHES A LINE

If a ball touches a line, it is regarded as touching the court bounded by that line. In case of a change in the position of any line, prior to the start of a point a player/team may request the chair umpire to make taut the line (this may be done by a player in the case of a match without a chair umpire), but any such adjustment will not impact on the outcome of any previous point.

14. BALL TOUCHES A PERMANENT FIXTURE OR NET POST

If the ball in play touches a permanent fixture or the net post before it hits the ground, the player who hit the ball loses the point.

15. ORDER OF SERVICE

At the end of each standard game, the receiver (s) shall become the server (s) and the server (s) shall become the receiver (s) for the next game.

In doubles, the team due to serve in the first game of each set shall decide which member of that doubles team shall serve for that game. Similarly, before the second games starts, their opponents shall decide which player shall serve for that game. The partner of the player who served in the first game shall serve in the third game and the partner of the player who served in the second game shall serve in the fourth game. This rotation shall continue until the end of the set.

16. ORDER OF RECEIVING IN DOUBLES

The ball served by the server can be returned by either player (receiver) on the opposite side of the net.

17. THE SERVICE

Immediately before starting the service motion, the server shall stand at rest with both feet behind (i.e. further from the net than) the baseline and within the imaginary extensions of the sidelines.

The server shall then release the ball by hand in any direction and hit the ball with the racket before the ball hits the ground. The service motion is completed at the moment the player's racket hits or misses the ball. A player who is able to use only one arm may use the racket for the release of the ball.

Case 1. If when serving the server throws two or more balls into the air, instead of one, is this a fault or does the server lose the point?

Decision. On the first occasion a let shall be called and the server shall serve again, but a service let does not cancel a previous fault. On the second and any subsequent occasion, the action shall be considered deliberate and the server loses the point.

18. SERVING

When serving, the server may stand anywhere behind the court. The service shall pass over the net before a receiver(s) returns it. There shall be no second service. In Mixed Doubles event, male players shall serve underarm.

19. FOOT FAULT

During the service motion, the server shall not:

- a. Change position by walking or running, although slight movements of the feet are permitted; or
- b. Touch the baseline or the court with either foot; or
- c. Touch the area outside the imaginary extension of the sidelines with either foot.

If the server breaks this rule it is a "Foot Fault".

Case 1: Is the server allowed to have one or both feet off the ground?

Decision. Yes.

Case 2. Is it a fault if the server's standing/front foot touches the baseline during the service motion?

Decision. Yes. Neither foot is allowed to touch the baseline during the service motion (until the server has hit the ball).

Case3: Is it a fault if the baseline moves because of sand pushed by the server during the service motion?

Decision: No.

Case 4: Is it a fault if the server's foot goes under the baseline?

Decision: Yes. The area under the baseline is part of the court. The server's foot is not allowed to touch the baseline or the court during the service motion.

20. SERVICE FAULT

The service is a fault if:

- a. The server breaks rules 17, 18 or 19; or
- b. The server misses the ball when trying to hit it; or
- c. The ball served touches a permanent fixture or net post; or
- d. The ball served touches the server or server's partner, or anything the server or server's partner is wearing or carrying.

Case 1: After tossing a ball to serve, the server decides not to hit it and catches it instead. Is this a fault?

Decision: No. A player, who tosses the ball and then decides not to hit it, is allowed to catch the ball with the hand or the racket, or to let it fall to the ground.

21. WHEN TO SERVE & RECEIVE

The server shall not serve until the receiver(s) are ready. However, the receiver(s) shall play to the reasonable pace of the server and shall be ready to receive within a reasonable time of the server being ready.

A receiver who attempts to return the service shall be considered as being ready. If it is demonstrated that the receiver is not ready, the service cannot be called a fault.

22. THE LET DURING A SERVICE

A ball served that touches the net or band and continues over the net is in play (no let rule).

23. THE LET

In all cases when a let is called the point shall be replayed.

Case 1: If the ball is broken during the playing of a point should a let be called?

Decision: Yes.

Case 2: If, during the playing of a point, one of the lines on the playing area is broken or becomes unattached should a let be called?

Decision: Yes.

Case 3: If either member of the receiving doubles team is not ready when the ball is served should a let be called?

Decision: Yes

24. PLAYER/TEAM LOSES POINT

The point is lost if:

- a. The server serves a fault; or
- b. The ball hits the ground inside the court area on their side of the net; or
- c. A player/member of a doubles team returns the ball in play so that it hits the ground, or an object, outside the correct court; or
- d. A player/member of a doubles team returns the ball in play so that, before it hits the ground, it hits a permanent fixture or the net post; or
- e. A player/member of a doubles team deliberately carries or catches the ball in play on the racket or deliberately touches it with the racket more than once; or
- f. A player/member of a doubles team or the racket, whether in a player's hand or not, or anything which that player is wearing or carrying touches the net, net posts, cord or metal cable or band, or the opponent(s) court at any time while the ball is in play; or
- g. A player/member of a doubles team hits the ball before it has passed the net; or
- h. The ball in play touches a player/member of a doubles team or anything that that player is wearing or carrying, except the racket; or
- i. The ball in play touches a racket when a player is not holding it; or
- j. Both members of a doubles team touch the ball when returning it.

Case 1: A member of the receiving doubles team touches the net before the ball that has been served touches the ground outside the correct court. What is the correct decision?

Decision: The receiving doubles team loses the point because one of them touched the net while the ball was in play.

Case 2: Does a doubles team lose the point if an imaginary line in the extension of the net is crossed before or after hitting the ball?

Decision: The doubles team does not lose the point in either case provided a member of that doubles team does not touch the opposing team's court.

Case 3: A player throws the racket at the ball in play. Both the racket and the ball land in the court on the opposing doubles team's side of the net and the members of the opposing doubles team are unable to reach the ball. Which doubles team wins the point?

Decision: The doubles team throwing the racket at the ball loses the point.

Case 4: A ball that has just been served hits either member of the receiving doubles team before it hits the ground. Which doubles team wins the point?

Decision: The server wins the point.

Case 5: A member of a doubles team standing outside the court hits the ball or catches it before it hits the ground and claims the point because the ball was definitely going out of the correct court.

Decision: The doubles team loses the point, unless it is a good return, in which case the point continues.

25. A GOOD RETURN

It is a good return if:

- a. The ball touches the net, cord or metal cable, strap or band, provided that it passes over any of them and hits the ground within the correct court; or
- b. The ball is returned outside the net posts, either above or below the level of the top of the net, provided that it hits the ground in the correct court; or
- c. A player's racket passes over the net after hitting the ball on the player's own side of the net and the ball hits the ground in the correct court; or
- d. A player/member of a doubles team hits the ball in play, which hits another ball lying in the correct court.

26. HINDRANCE

If a player is hindered in playing the point by a deliberate act of the opponent (s), that player/team shall win the point.

However, the point shall be replayed if a player is hindered in playing the point by either an unintentional act of the opponent (s), or something outside the player's own control (not including a permanent fixture).

Case 1: Is an unintentional double hit a hindrance?

Decision: No.

Case 2: A player/member of a doubles team claims to have stopped play because the player thought that an opponent was being hindered. Is this a hindrance?

Decision: No, the player/doubles team loses the point.

Case 3: A ball in play hits a bird flying over the court. Is this a hindrance?

Decision: Yes, the point shall be replayed.

Case 4: During a point, a ball or other object that was lying on the player/doubles team's side of the net when the point started hinders one of the players. Is this a hindrance?

Decision: No.

Case 5: Where are the server's partner and members of the receiving doubles team allowed to stand?

Decision: The server's partner and the members of the receiving doubles team may take any position on their own side of the net, inside or outside the court. However, if a player is creating a hindrance to the opponent(s), the hindrance rule should be used.

27. CORRECTING ERRORS

As a principle, when an error in respect of the Rules of Beach Tennis is discovered, all points previously played shall stand. Errors so discovered shall be corrected as follows:

- a. During a standard game or a tie-break game, if the player/team is at the wrong ends of the court, the error should be corrected as soon as it is discovered and the server shall serve from the correct end of the court according to the score.
- b. If a player serves out of turn during a standard game, the player who was originally due to serve shall serve as soon as the error is discovered. However, if a game is completed before the error is discovered the order of service shall remain as altered.
- c. If a player serves out of turn during a tie-break game and the error is discovered after an even number of points have been played, the error is corrected immediately. If the error is discovered after an odd number of points have been played, the order of service shall remain as altered.
- d. If in error a standard game is started at 6 games all, when it was previously agreed that the set would be a "Tie-break set", the error shall be corrected immediately if only one point has been played. If the error is discovered after the second point is in play, the set will continue as an "Advantage set" until the score reaches 8 games all (or a higher even number), when a tie-break game shall be played.
- e. If in error an "Advantage set" or "Tie-break set" is started, when it was previously agreed that the final set would be a match tie-break, the error shall be corrected immediately if only one point has been played. If the error is discovered after the second point is in play, the set will continue either until a player/doubles team wins three games (and therefore the set) or until the score reaches 2 games all, when a match tie-break shall be played. However, if the error is discovered after the second point of the fifth game has started, the set will continue as a "Tie-break set". (See Appendix V of the ITF Rules of Beach Tennis).

28. ROLE OF COURT OFFICIALS

For matches where officials are appointed, their roles and responsibilities can be found in Appendix VI of the ITF Rules of Beach Tennis.

29. CONTINUOUS PLAY

As a principle, play should be continuous, from the time the match starts (when the first service of the match is put in play) until the match finishes.

- a. Between points, a maximum of twenty (20) seconds is allowed. When the player/team changes ends at the end of a game, a maximum of ninety (90) seconds are allowed. However, after the first game of each set and during a tie-break game, play shall be continuous and the doubles teams shall change ends without a rest.
At the end of each set there shall be a set break of a maximum of one hundred and twenty (120) seconds.
The maximum time starts from the moment that one point finishes until the first service is struck for the next point.

- Event organisers may apply for ITF approval to extend the ninety (90) seconds allowed when the doubles teams change ends at the end of a game and the one hundred and twenty (120) seconds allowed at a set break.
- b. If, for reasons outside a player/member of a doubles team's control, clothing, footwear or necessary equipment (excluding the racket) is broken or needs to be replaced, the player may be allowed reasonable extra time to rectify the problem.
 - c. No extra time shall be given to allow a player/member of a doubles team to recover condition. However, a player/member of a doubles team suffering from a treatable medical condition may be allowed one medical time-out of three minutes for the treatment of that medical condition. A limited number of toilet/change of attire breaks may also be allowed, if this is announced in advance of the event.
 - d. Event organisers may allow a rest period of a maximum of ten (10) minutes if this is announced in advance of the event. This rest period can be taken after the 2nd set in a best of 3 sets match.
 - e. The warm-up time shall be a maximum of five (5) minutes, unless otherwise decided by the event organisers.
 - f. Practice serves must be strictly limited to the warm-up period.

30. COACHING

Coaching is considered to be communication, advice or instruction of any kind and by any means to a player.

In team events where there is a team captain sitting on-court, the team captain may coach the player(s) during a set break and when the players change ends at the end of a game, but not when the players change ends after the first game of each set and not during a tie-break game. In all other matches, coaching is not allowed.

*Case 1: Is a player allowed to be coached, if the coaching is given by signals in a discreet way?
Decision: No.*

*Case 2: Is a player allowed to receive coaching when play is suspended?
Decision: Yes.*

Case 3: Is a player allowed to receive on-court coaching during a match?

Decision: Sanctioning bodies may apply to the ITF to have on-court coaching allowed. In events where on-court coaching is allowed, designated coaches may enter the court and coach their players under procedures decided by the sanctioning body.

Case 4: Can non-playing team members sit on court or coach a player during a match?

Decision: With the exception of a non-playing captain in team events, no other team members are permitted on court during a match nor may any other team members coach a player during a match.

Case 5: At non-team events, can a player elect someone to be present on court during a match even if they are not a coach?

Decision: No. The players in a match are the only people permitted to be on court and to sit on the player's bench during a match with the exception of tournament staff and officials.

31. PLAYER ANALYSIS TECHNOLOGY

Player analysis technology, that is approved for play under the Rules of Beach Tennis, must comply with the specifications in Appendix III.

The International Tennis Federation shall rule on the question of whether any such equipment is approved, or not approved. Such ruling may be taken on its own initiative, or upon application by any party with a bona fide interest therein, including any player, equipment manufacturer or National Association or members thereof. Such rulings and applications shall be made in accordance with the applicable Review and Hearing Procedures of the International Tennis Federation (see Appendix X).

APPENDIX I

THE RACKET

For all measurements in Appendix I, SI units shall take precedence.

The beach tennis racket must conform to all of the requirements below:

- a. The hitting surface, defined as the flat area of the racket head bounded by the inner edge of the rim or holes larger than 13 mm in diameter, whichever is smaller, must not exceed 30cm in length and 26 cm in width.
- b. The racket must not exceed 50cm in length from the butt of the handle to the tip of the racket head. The racket head must not exceed 26cm in width.
- c. The profile distance between the two hitting surfaces (thickness) must be constant and must not exceed 38 mm.
- d. Holes greater than 13 mm in diameter must not extend over 40 mm from the rim of the racket, with the exception of holes that form part of the throat.
- e. The racket must be free from any device that may provide communication, advice or instruction of any kind, audible or visible, to a player during a match. Attached objects, protrusions and devices that are approved as Player Analysis Technology are permitted.

APPENDIX II

THE BALL

The ball shall conform to the table below

	STAGE 2 (ORANGE) STANDARD
MASS (WEIGHT)	36.0-46.9 grams (1.270-1.654 ounces)
SIZE	6.00-6.86 cm (2.36-2.70 inches)
REBOUND	105-120 cm (41-47 inches)
FORWARD DEFORMATION	1.40-1.65 cm (0.551-0.650 inches)
COLOUR	Orange and Yellow, or Yellow with an Orange dot

Notes:

- The deformation shall be the average of a single reading along each of three perpendicular axes. There is no limit on the difference between individual forward deformation readings. There is no specification for return deformation.
- All coloured dots shall be reasonable in size and placement.

All tests for rebound, mass, size, deformation and durability shall be made in accordance with the Regulations described in the current edition of *ITF Approved Tennis Balls, Classified Surfaces & Recognised Courts*

APPENDIX III

PLAYER ANALYSIS TECHNOLOGY

Player Analysis Technology is equipment that may perform any of the following functions with respect to player performance information:

- A. Recording
- B. Storing
- C. Transmission
- D. Analysis
- E. Communication to player of any kind and by any means

Player Analysis Technology may record and/or store information during a match. Such information may only be accessed by a player in accordance with Rule 30.

APPENDIX IV

ADVERTISING

1. Advertising is permitted on the net as long as it is placed on the part of the net that is within 90cm from the centre of the net posts and is produced in such a way that it does not interfere with the vision of the players or the playing conditions.
A mark (non-commercial) of the sanctioning body is permitted on the lower part of the net, minimum 50cm from the top of the net, as long as it is produced in such a way that it does not interfere with the vision of the players or the playing conditions.
2. Advertising and other marks or material placed at the back and sides of the court shall be permitted unless it interferes with the vision of the players or the playing conditions.
3. Advertising and other marks or material placed on the court surface outside the lines is permitted unless it interferes with the vision of the players or the playing conditions.
4. Notwithstanding paragraphs (1), (2) and (3) above, any advertising, marks or material placed on the net or placed at the back and sides of the court, or on the court surface outside the lines may not contain white or yellow or other light colours that may interfere with the vision of the players or the playing conditions.
5. Advertising and other marks or material are not permitted on the court surface inside the lines of the court.

APPENDIX V

ALTERNATIVE PROCEDURES AND SCORING METHODS

SCORE IN A SET (Rule 7):

1. “SHORT” SETS

The first player/team who wins four games wins that set, provided there is a margin of two games over the opponent(s). If the score reaches four games all, a tie-break game shall be played.

2. “ADVANTAGE” SET

The first player/team to win six games wins that “Set”, provided there is a margin of two games over the opponent(s). If necessary, the set shall continue until this margin is achieved.

3. MATCH TIE-BREAK (7 POINTS)

When the score in a match is one set all, one tie-break game shall be played to decide the match. This tie-break game replaces the deciding final set.

The player/team who first wins seven points shall win this match tie-break and the match provided there is a margin of two points over the opponent(s).

4. MATCH TIE-BREAK (10 POINTS)

When the score in a match is one set all, one tie-break game shall be played to decide the match. This tie-break game replaces the deciding final set.

The player/team who first wins ten points shall win this match tie-break and the match provided there is a margin of two points over the opponent(s).

Note: When using the match tie-break to replace the final set:

- *the original order of service continues. (Rules 6 and 15)*
- *in doubles, the order of serving and receiving within the team may be altered, as in the beginning of each set. (Rules 15 and 16)*
- *before the start of the match tie-break there shall be a 120 seconds set break.*
- *balls should not be changed before the start of the match tie-break even if a ball change is due.*

CHANGE OF ENDS (Rule 11):

This alternative to the change of ends sequence in a tie-break game may be used.

During a tie-break game, players shall change ends after every six points.

APPENDIX VI

ROLE OF COURT OFFICIALS

The referee is the final authority on all questions of tennis law and the referee's decision is final.

In matches where a chair umpire is assigned, the chair umpire is the final authority on all questions of fact during the match.

The players have the right to call the referee to court if they disagree with a chair umpire's interpretation of tennis law.

In matches where line umpires are assigned, they make all calls (including foot-fault calls) relating to that line. The chair umpire has the right to overrule a line umpire if the chair umpire is sure that a clear mistake has been made. The chair umpire is responsible for calling any line (including foot-faults) where no line umpire is assigned.

A line umpire who cannot make a call shall signal this immediately to the chair umpire who shall make a decision. If the line umpire cannot make a call, or if there is no line umpire, and the chair umpire cannot make a decision on a question of fact, the point shall be replayed.

In team events where the referee is sitting on-court, the referee is also the final authority on questions of fact.

Play may be stopped or suspended at any time the chair umpire decides it is necessary or appropriate.

The referee may also stop or suspend play in the case of darkness, weather or adverse court conditions. When play is suspended for darkness, this should be done at the end of a set, or after an even number of games have been played in the set in progress. After a suspension in play, the score and position of players on-court in the match shall stand when the match resumes.

The chair umpire or referee shall make decisions regarding continuous play and coaching in respect of any Code of Conduct that is approved and in operation.

Case 1: A ball is called out, but a player claims that the ball was good. May the referee be called to court to make a decision?

Decision: No. The chair umpire makes the final decision on questions of fact (issues relating to what actually happened during a specific incident).

Case 2: Is a chair umpire allowed to overrule a line umpire at the end of a point if, in the chair umpire's opinion, a clear mistake was made earlier in the point?

Decision: No. A chair umpire may only overrule a line umpire immediately after the clear mistake has been made.

Case 3: A line umpire calls a ball "Out" and then the player argues that the ball was good. Is the chair umpire allowed to overrule the line umpire?

Decision: No. A chair umpire must never overrule as the result of the protest or appeal by a player

Case 4: A line umpire calls a ball "Out". The chair umpire was unable to see clearly, but thought the ball was in. May the chair umpire overrule the line umpire?

Decision: No. The chair umpire may only overrule when sure that the line umpire made a clear mistake.

Case 5: Is a line umpire allowed to change the call after the chair umpire has announced the score?

Decision: Yes. If a line umpire realises a mistake, a correction should be made as soon as possible provided it is not as the result of a protest or appeal of a player.

APPENDIX VII

JUNIOR BEACH TENNIS

16 and under/14 and under Beach Tennis

Court:

The court for all 16 and under/14 and under beach tennis competition (boys and girls) shall be 16.0 metres in length and 8.0 metres in width. The net shall be 1.70 metres high across the full width of the court.

12 and under Beach Tennis

Courts:

In addition to the (full sized) court described in Rule 1, a court designated for 12 and under beach tennis competition may have reduced dimensions as follows:

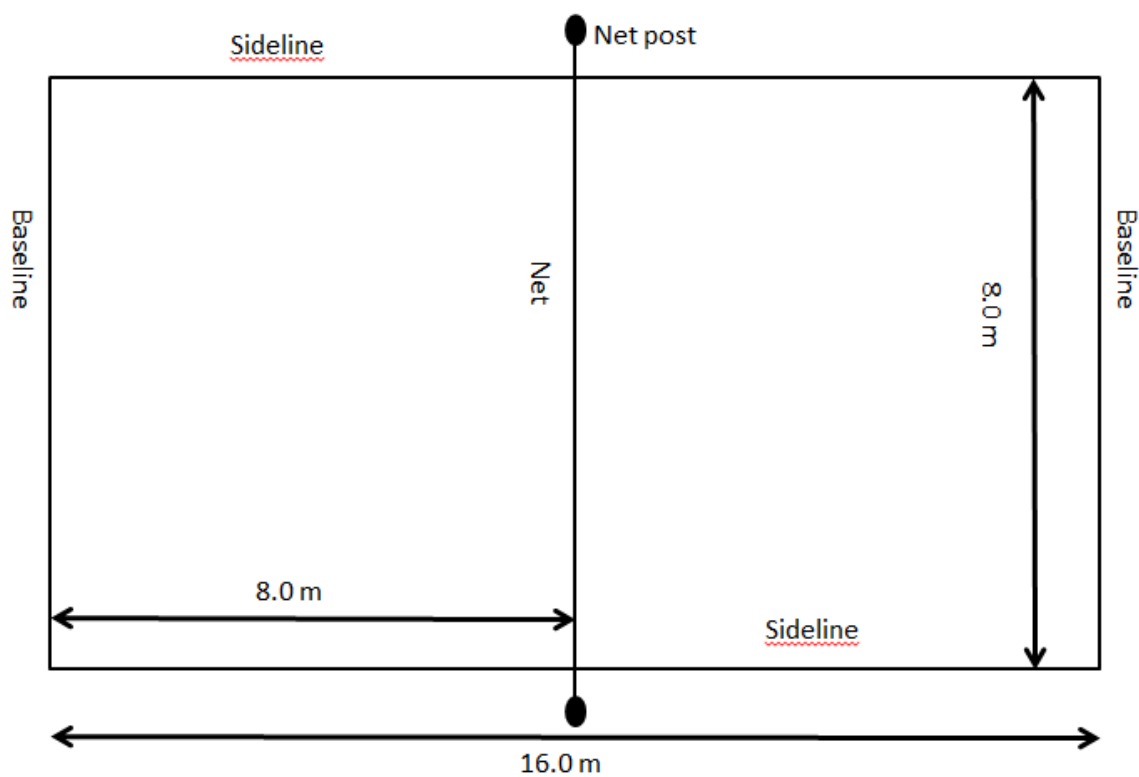
The court shall be a rectangle measuring 14.0 metres in length and 7.0 metres in width. The net shall be 1.50 metres high across the full width of the court.

Note: ITF Approved Stage 2 balls shall be used for all junior beach tennis competition.

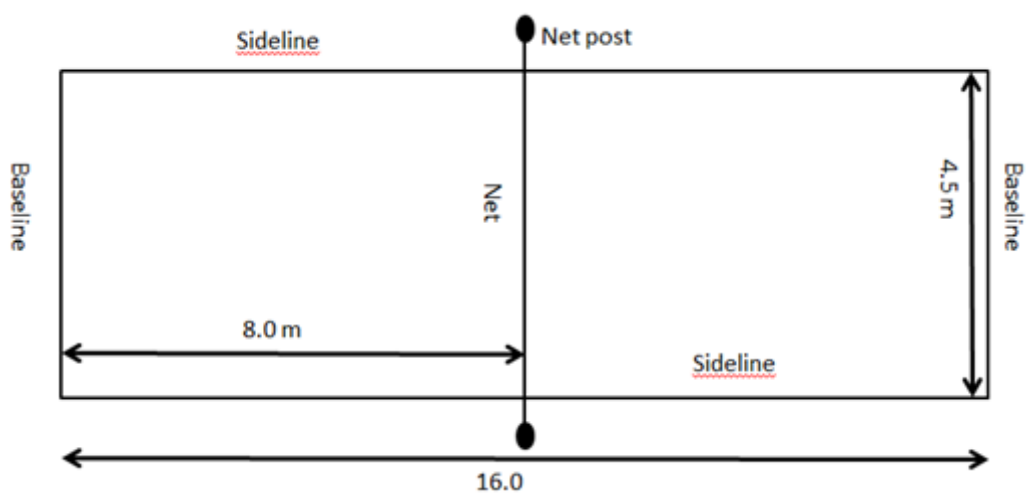
APPENDIX VIII

PLAN OF THE COURT

Doubles Court



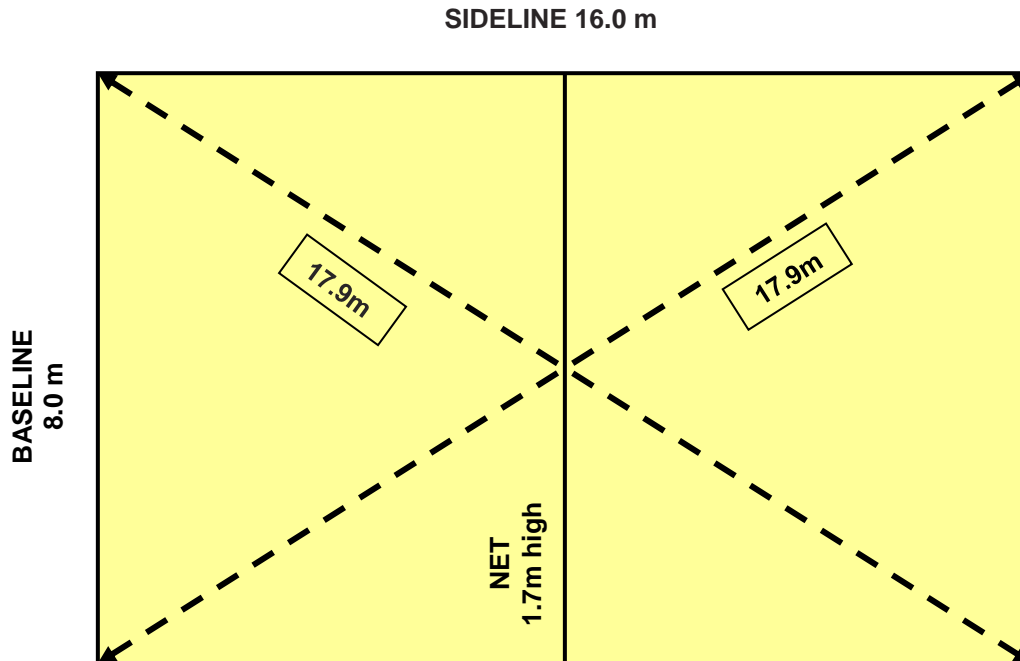
Singles Court



Note: All court measurements shall be made to the outside of the lines

APPENDIX IX

SUGGESTIONS ON HOW TO MARK OUT A DOUBLES COURT



Note: *All court measurements shall be made to the outside of the lines.*

Introduction

A beach tennis court is rectangular in shape measuring 16.0 metres long and 8.0 metres wide. The net, which should be at least as wide as the court, should be 1.7 metres high. The following equipment is required to build a competition standard court:

Boundary tape (with sand anchors)

Tape measure

Set-square

Tall net post x 2

Beach tennis net

The court boundaries should be marked with a coloured boundary tape that contrasts with the colour of the surface and the court measurements should be made to the outside of the tape. Boundary tapes are produced specifically for beach sports and include rubber anchors or anchor plates to fix the tape to the sand.

Procedure

The following procedure is for doubles court

First, ensure that the surface of the sand is uniform and flat before measuring the court boundaries. Ensure the corners are at right-angles and that the distance between opposite corners is be 17.9m +/- 2cm. If the actual measurements are different make amendments to the tapes as appropriate.

To position the net, divide the court into two equal areas of 8.0 x 8.0 m and position the net posts at least 1.0m from the sidelines.

Suspend the net by a cord or metal cable over or attached to the two net posts. The net shall be fully extended so that it completely fills the space between the two net posts and it must be of sufficiently small mesh to ensure that a ball cannot pass through it. The height of the net shall be 1.7m at all areas. A band shall cover the cord or metal cable and the top of the net.

Note:

As a guide for international competitions, the recommended minimum sand depth should be 25.0cm.

APPENDIX X

PROCEDURES FOR REVIEW AND HEARINGS ON THE RULES OF BEACH TENNIS

1. INTRODUCTION

1.1 The Board of Directors may from time to time supplement, amend, or vary these procedures.

2. OBJECTIVES

2.1 The International Tennis Federation is the custodian of the Rules of Beach Tennis and is committed to:

- a. Preserving the character and integrity of the game of beach tennis.
- b. Actively preserving the skills traditionally required to play the game.
- c. Encouraging improvements, which maintain the challenge of the game.
- d. Ensuring fair competition.

2.2 To ensure fair, consistent and expeditious review and hearings in relation to the Rules of Beach Tennis the procedures set out below shall apply.

3. SCOPE

3.1 These Procedures shall apply to Rulings under:

- a. Rule 1 – The Court.
- b. Rule 4 – The Ball.
- c. Rule 5 – The Racket.
- d. Appendix I and II of the Rules of Beach Tennis.
- e. Any other Rules of Beach Tennis which the International Tennis Federation may decide.

4. STRUCTURE

4.1 Under these procedures Rulings shall be issued by a Ruling Board.

4.2 Such Rulings shall be final save, for an entitlement to appeal to an Appeal Tribunal pursuant to these procedures.

5. APPLICATION

5.1 Rulings shall be taken either:

- a. Following a motion of the Board of Directors; or
- b. Upon the receipt of an application in accordance with the procedures set out below.

6. APPOINTMENT AND COMPOSITION OF RULING BOARDS

6.1 Ruling Boards shall be appointed by the President of the International Tennis Federation (“President”) or his designee and shall comprise of such a number, as the President or his designee shall determine.

6.2 If more than one person is appointed to the Ruling Board the Ruling Board shall nominate one person from amongst themselves to act as Chairperson.

6.3 The Chairperson shall be entitled to regulate the procedures prior to and at any review and/or hearing of a Ruling Board.

7. PROPOSED RULINGS BY THE RULING BOARD

7.1 The details of any proposed Ruling issued upon the motion of the Board of Directors may be provided to any bona fide person or any players, equipment manufacturer or national association or members thereof with an interest in the proposed Ruling.

7.2 Any person so notified shall be given a reasonable period within which to forward comments, objections, or requests for information to the President or his designee in connection with the proposed Ruling.

8. APPLICATION FOR RULINGS

8.1 An application for a Ruling may be made by any party with a bona fide interest in the Ruling including any player, equipment manufacturer or national association or member thereof.

8.2 Any application for a Ruling must be submitted in writing to the President.

8.3 To be valid an application for a Ruling must include the following minimum information:

a. The full name and address of the Applicant.
b. The date of the application.
c. A statement clearly identifying the interest of the Applicant in the question upon which a Ruling is requested.
d. All relevant documentary evidence upon which the Applicant intends to rely at any hearing.

e. If, in the opinion of the Applicant, expert evidence is necessary he shall include a request for such expert evidence to be heard. Such request must identify the name of any expert proposed and their relevant expertise.

f. When an application for a Ruling on a racket or other piece of equipment is made, a prototype or, exact, copy of the equipment in question must be submitted with the application for a Ruling.

g. If, in the opinion of the Applicant, there are extraordinary or unusual circumstances, which require a Ruling to be made within a specified time or before a specified date he shall include a statement describing the extraordinary or unusual circumstances.

8.4 If an application for a Ruling does not contain the information and/or equipment referred to at Clause 8. 3 (a)-(g) above the President or his designee shall notify the Applicant giving the Applicant a specified reasonable time within which to remedy the defect. If the Applicant fails to remedy the defect within the specified time the application shall be dismissed.

9. CONVENING THE RULING BOARD

9.1 On receipt of a valid application or on the motion of the Board of Directors the President or his designee may convene a Ruling Board to deal with the application or motion.

9.2 The Ruling Board need not hold a hearing to deal with an application or motion where the application or motion, in the opinion of the Chairperson can be resolved in a fair manner without a hearing.

10. PROCEDURE OF THE RULING BOARD

10.1 The Chairperson of a Ruling Board shall determine the appropriate form, procedure and date of any review and/or hearing.

10.2 The Chairperson shall provide written notice of those matters set out at 10.1 above to any Applicant or any person or association who has expressed an interest in the proposed Ruling.

10.3 The Chairperson shall determine all matters relating to evidence and shall not be bound by judicial rules governing procedure and admissibility of evidence provided that the review and/or hearing is conducted in a fair manner with a reasonable opportunity for the relevant parties to present their case.

10.4 Under these procedures any review and/or hearings:

- a. Shall take place in private.
- b. May be adjourned and/or postponed by the Ruling Board.

10.5 The Chairperson shall have the discretion to co-opt from time to time additional members onto the Ruling Board with special skill or experience to deal with specific issues, which require such special skill or experience.

10.6 The Ruling Board shall take its decision by a simple majority. No member of the Ruling Board may abstain.

10.7 The Chairperson shall have the complete discretion to make such order against the Applicant [and/or other individuals or organisations commenting objecting or requesting information at any review and/or hearing] in relation to the costs of the application and/or the reasonable expenses incurred by the Ruling Board in holding tests or obtaining reports relating to equipment subject to a Ruling as he shall deem appropriate.

11. NOTIFICATION

11.1 Once a Ruling Board has reached a decision it shall provide written notice to the Applicant, or, any person or association who has expressed an interest in the proposed Ruling as soon as reasonably practicable.

11.2 Such written notice shall include a summary of the reasoning behind the decision of the Ruling Board.

11.3 Upon notification to the Applicant or upon such other date specified by the Ruling Board the Ruling of the Ruling Board shall be immediately binding under the Rules of Beach Tennis.

12. APPLICATION OF CURRENT RULES OF BEACH TENNIS

12.1 Subject to the power of the Ruling Board to issue interim Rulings the current Rules of Beach Tennis shall continue to apply until any review and/or hearing of the Ruling Board is concluded and a Ruling issued by the Ruling Board.

12.2 Prior to and during any review and/or hearing the Chairperson of the Ruling Board may issue such directions as are deemed reasonably necessary in the implementation of the Rules of Beach Tennis and of these procedures including the issue of interim Rulings.

12.3 Such interim Rulings may include restraining orders on the use of any equipment under the Rules of Beach Tennis pending a Ruling by the Ruling Board as to whether or not the equipment meets the specification of the Rules of Beach Tennis.

13. APPOINTMENT AND COMPOSITION OF APPEAL TRIBUNALS

13.1 Appeal Tribunals shall be appointed by the President or his designee from [members of the Board of Directors/Technical Commission].

13.2 No member of the Ruling Board who made the original Ruling shall be a member of the Appeal Tribunal.

13.3 The Appeal Tribunal shall comprise of such number as the President or his designee shall determine but shall be no less than three.

13.4 The Appeal Tribunal shall nominate one person from amongst themselves to act as Chairperson.

13.5 The Chairperson shall be entitled to regulate the procedures prior to and at any appeal hearing.

14. APPLICATION TO APPEAL

14.1 An Applicant [or a person or association who has expressed an interest and forwarded any comments, objections, or requests to a proposed Ruling] may appeal any Ruling of the Ruling Board.

14.2 To be valid an application for an appeal must be:

- a. Made in writing to the Chairperson of the Ruling Board who made the Ruling appealed not later than [45] days following notification of the Ruling;
- b. Must set out details of the Ruling appealed against; and
- c. Must contain the full grounds of the appeal.

14.3 Upon receipt of a valid application to appeal the Chairperson of the Ruling Board making the original Ruling may require a reasonable appeal fee to be paid by the Appellant as a condition of appeal. Such appeal fee shall be repaid to the Appellant if the appeal is successful.

15. CONVENING THE APPEAL TRIBUNAL

15.1 The President or his designee shall convene the Appeal Tribunal following payment by the Appellant of any appeal fee.

16. PROCEDURES OF APPEAL TRIBUNAL

16.1 The Appeal Tribunal and their Chairperson shall conduct procedures and hearings in accordance with those matters set out in sections 10, 11 and 12 above.

16.2 Upon notification to the Appellant or upon such other date specified by the Appeal Tribunal the Ruling of the Appeal Tribunal shall be immediately binding and final under the Rules of Beach Tennis.

17. GENERAL

17.1 If a Ruling Board consists of only one member that single member shall be responsible for regulating the hearing as Chairperson and shall determine the procedures to be followed prior to and during any review and/or hearing.

17.2 All review and/or hearings shall be conducted in English. In any hearing where an Applicant, and/or other individuals or organisations commenting, objecting or requesting information do not speak English an interpreter must be present. Wherever practicable the interpreter shall be independent.

17.3 The Ruling Board or Appeal Tribunal may publish extracts from its own Rulings.

17.4 All notifications to be made pursuant to these procedures shall be in writing.

17.5 Any notifications made pursuant to these procedures shall be deemed notified upon the date that they were communicated, sent or transmitted to the Applicant or other relevant party.

17.6 A Ruling Board shall have the discretion to dismiss an application if in its reasonable opinion the application is substantially similar to an application or motion upon which a Ruling Board has made a decision and/or Ruling within the 36 months prior to the date of the application.